INSTRUCTION

LINEDO
952330.853.400.504

≈ 220 - 240 V 0/50/60 Hz IP 54 IK03

5 x 2,5 mm²

14

Umgebungstemperatur /
temperature ambiente
=> -25 °C ... + 40 °C



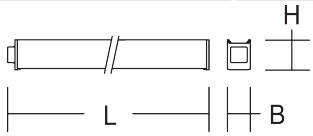

[mm]		
L 2291, B 58, H 76	LED	5,25 kg

Φ [lm]	P [W]	P
10400	71	2 x 19,7 W

CCT [K]	CRI	RG	EEK	EEK
5000	80	RG 1	A++	A++

I_{max} $I_{max}/2$ T50	B10 [St.]	B16 [St.]	C10 [St.]	C16 [St.]	P_f
5 A / 1700 µs	18	32	21	34	0,98

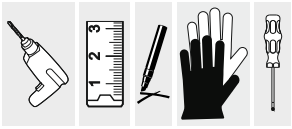

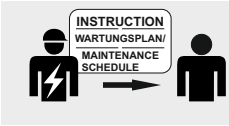

DIN EN 61340-5-1



EN 12464
EN 13201

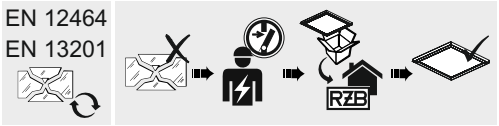

EN 12464
EN 13201

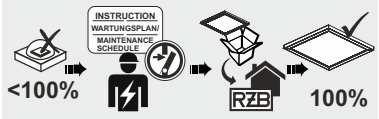

EN 12464

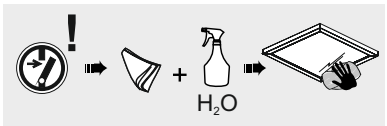

RZB LIGHTING

1

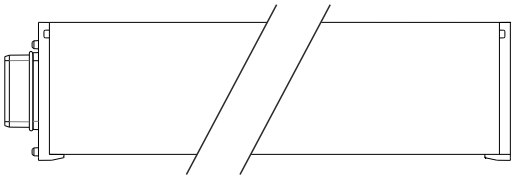

2a

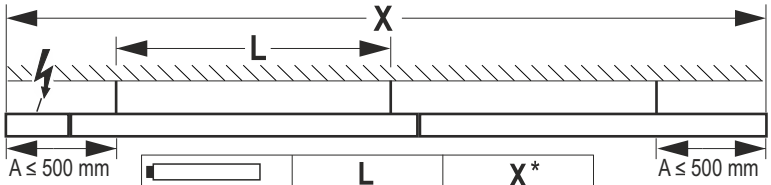

	L	X*
4547 mm	≤ 4500 mm	≤ 60000 mm
2291 mm	≤ 2270 mm	≤ 50000 mm

* R_{PE} < 0,5 Ω EN 60598

1x ≤ 12 kg

2b

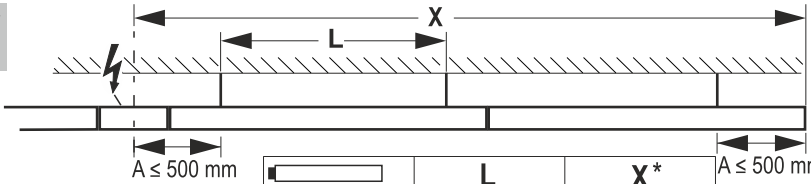

	L	X*
4547 mm	≤ 4500 mm	≤ 60000 mm
2291 mm	≤ 2270 mm	≤ 50000 mm

* R_{PE} < 0,5 Ω EN 60598

1x ≤ 12 kg

2c

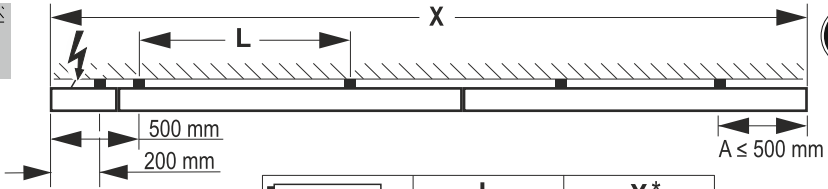

	L	X*
4547 mm	≤ 2200 mm	≤ 60000 mm
2291 mm	≤ 1100 mm	≤ 50000 mm

* R_{PE} < 0,5 Ω EN 60598

1x ≤ 7 kg

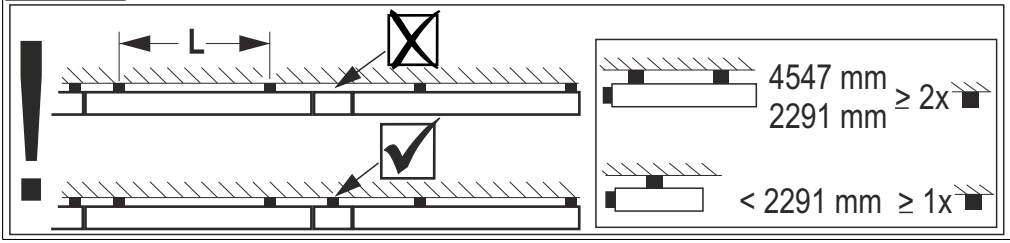



RZB LIGHTING

2d

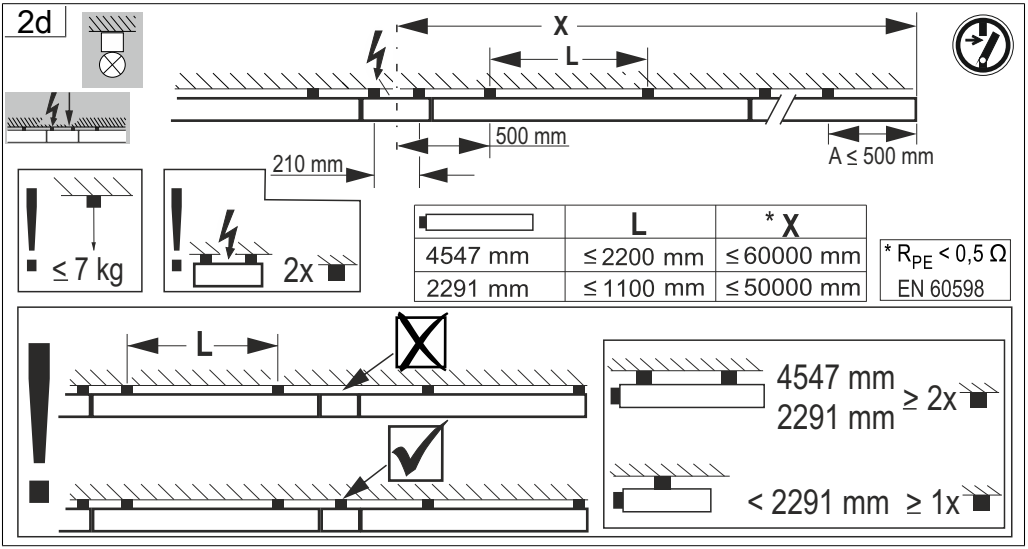

	L	* X
4547 mm	≤ 2200 mm	≤ 60000 mm
2291 mm	≤ 1100 mm	≤ 50000 mm

* R_{PE} < 0,5 Ω EN 60598

3

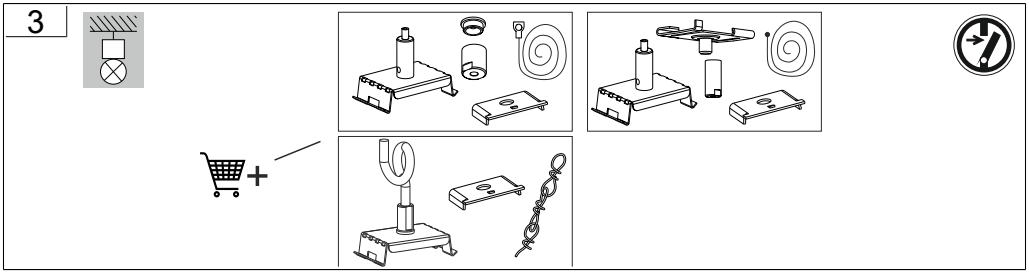

4

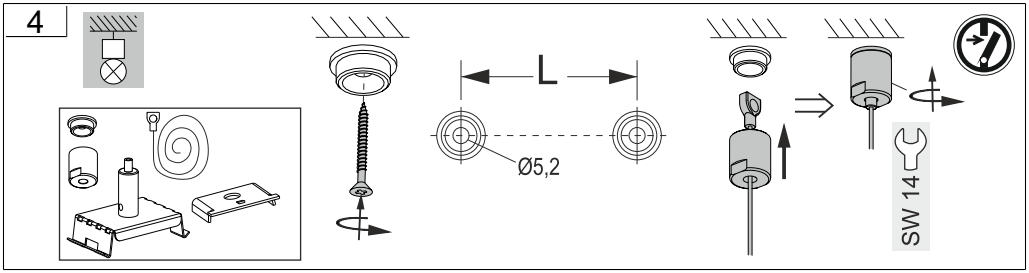

5

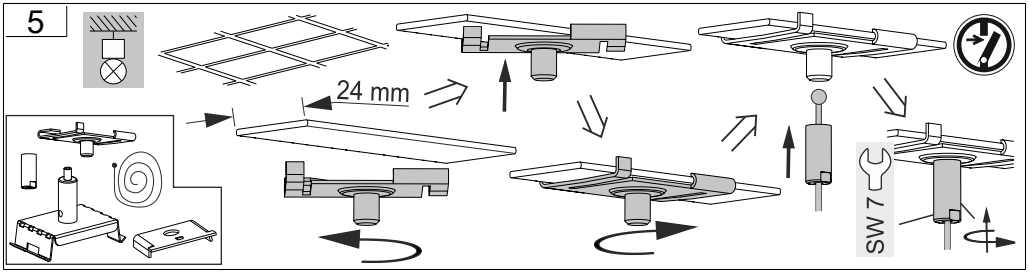

6a

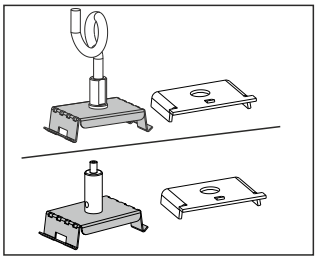

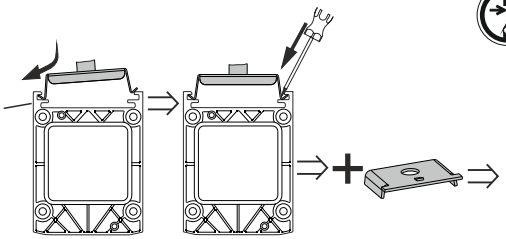

6b

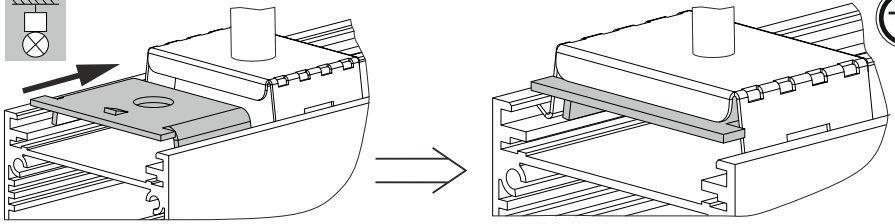

7



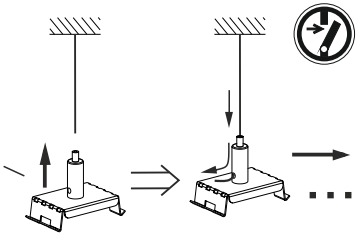

8

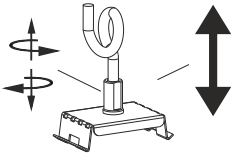

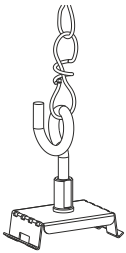

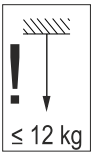

9a

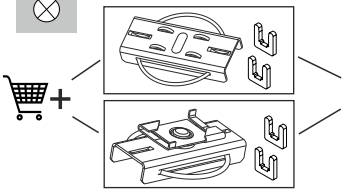

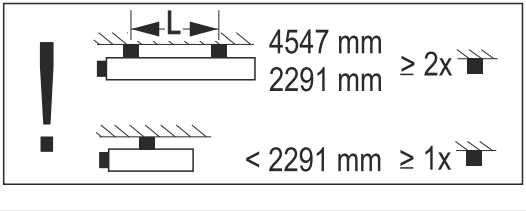

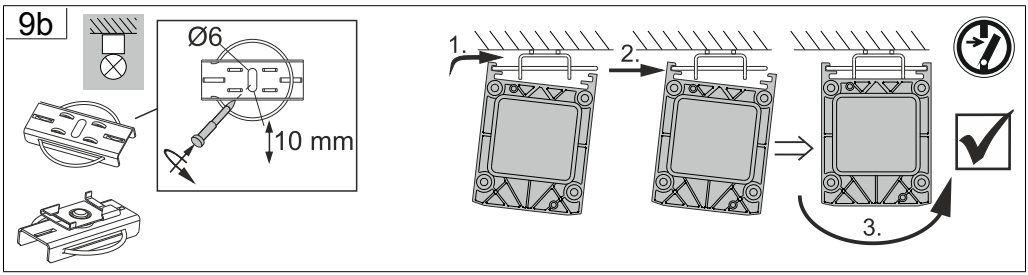
9b
Ø6
10 mm
1.
2.
3.

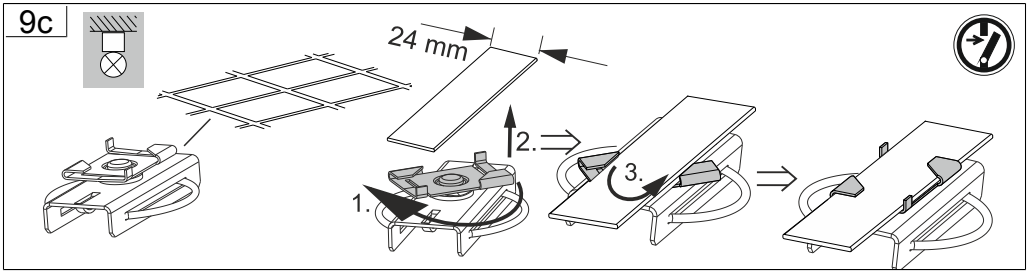
9c
24 mm
1.
2.
3.

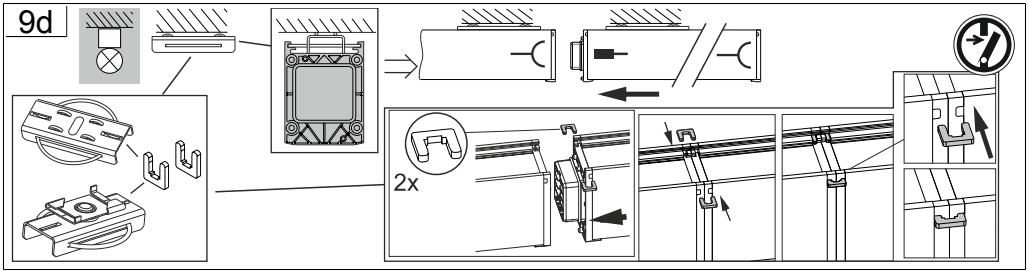
9d
2x

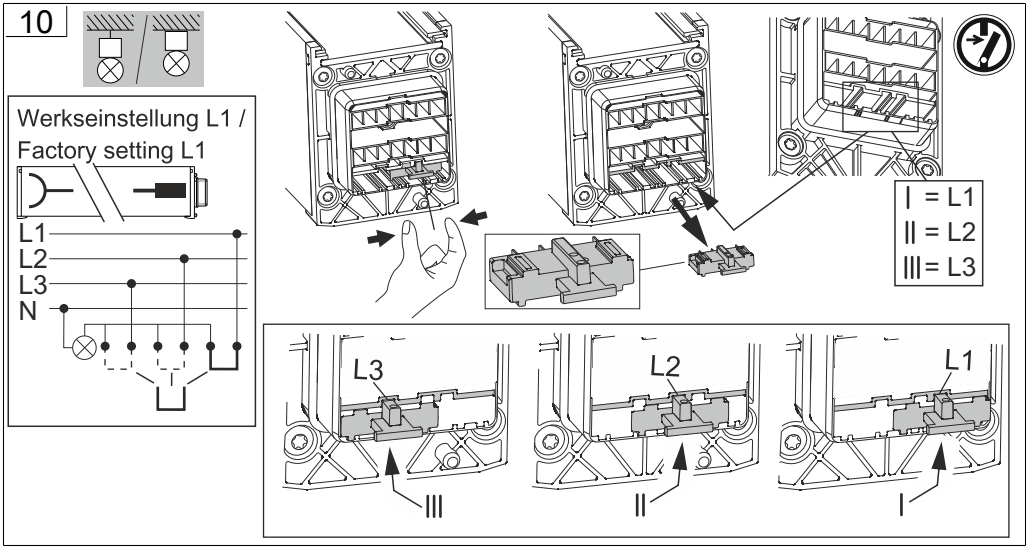
10
Werkseinstellung L1 /
Factory setting L1
L1
L2
L3
N
I = L1
II = L2
III = L3
L3
L2
L1
III
II
I

11a

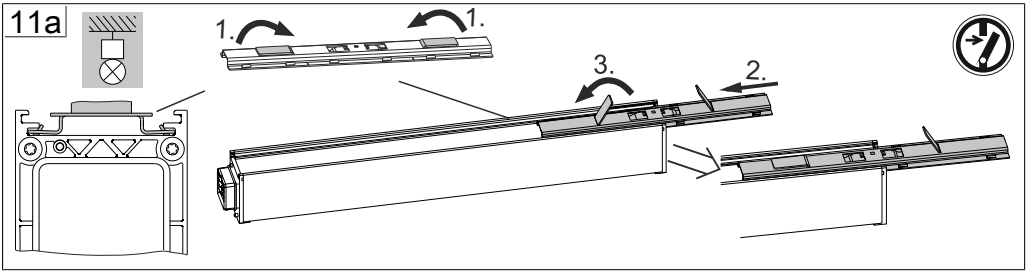

11b

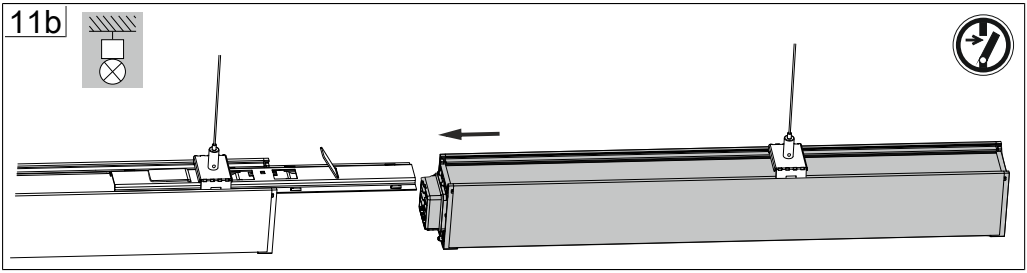

11c

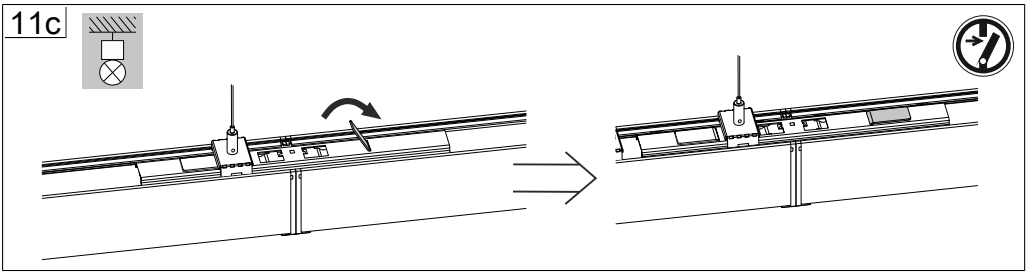

12

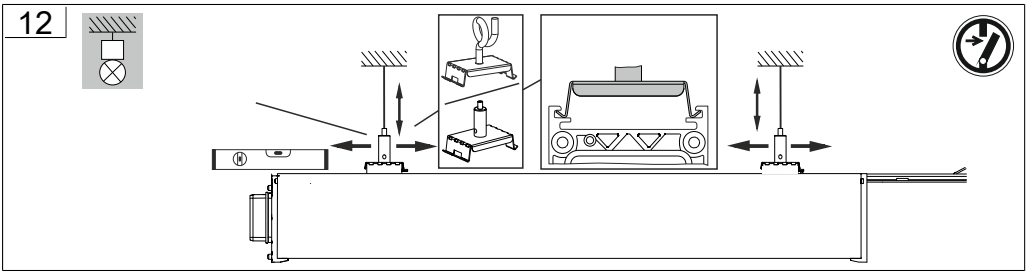

13a

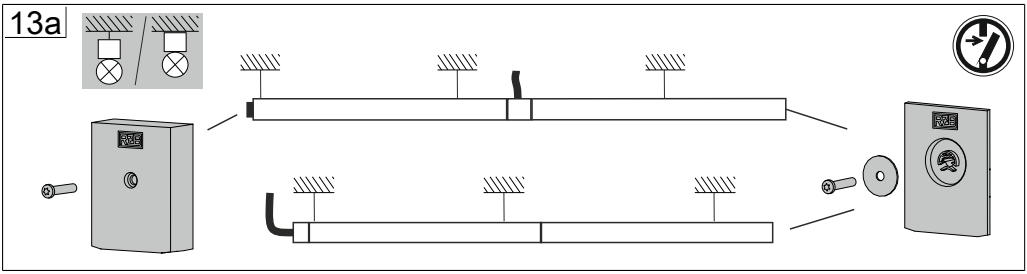

13b

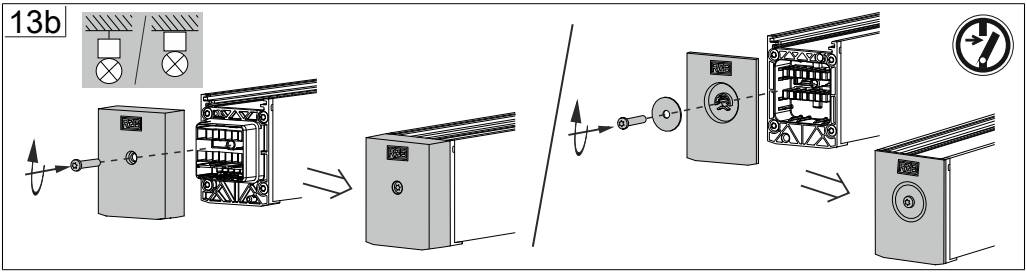

14

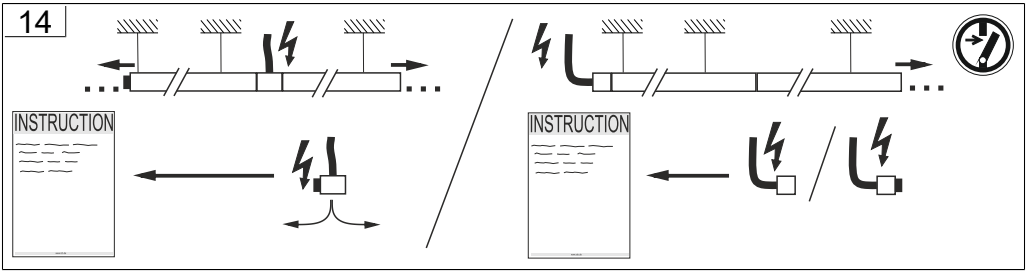



Bei Fragen zu unseren Symbolen, besuchen Sie folgende Webseite:

If you have any questions about our signs, visit the following website:

www.rzb.de/fileadmin/assets/downloads/PDF/RZB_Symbolklaerung.pdf

Pendelmontage / Pendant mounting Einspeisung von der Seite / Feed from the side	Stecker / Plug
Deckenmontage / Ceiling mounting Einspeisung von der Seite / Feed from the side	Buchse / Socket
Pendelmontage / Pendant mounting Einspeisung von Oben / Feed from above	Pendelmontage / Pendant mounting
Deckenmontage / Ceiling mounting Einspeisung von Oben / Feed from above	Deckenmontage / Ceiling mounting

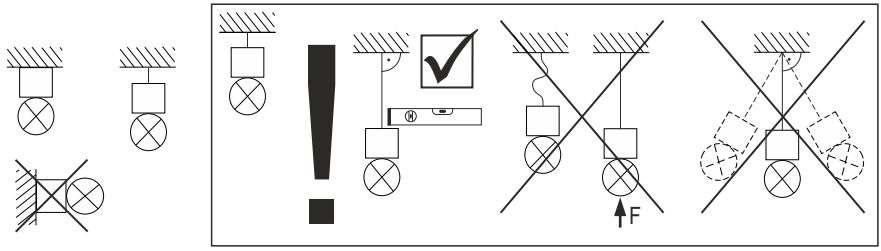

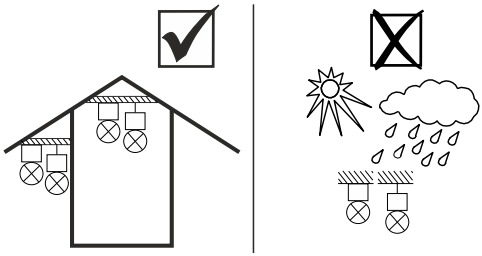

Hinweis zum Einsatz von Leuchten mit (D)-Kennzeichnung nach EN 60598-2-24
Reference for application of lumiaires with (D)- marking according to EN 60598-2-24

IP 4x	Umgebung ohne Staubablagerung Environment without dust deposit
IP 5x	Umgebung mit nicht elektrisch leitender Staubablagerung Environment with non-electrically conductive dust deposit
⊖ IP 6x ⊕	Umgebung mit elektrisch leitender Staubablagerung Environment with electrically conductive dust deposit

	+		[mm]	
	982678.003	Einspeisung Feed	L 312, B 58, H 76	630 g
	982678.003.1	Einspeisung Feed	L 330, B 58, H 76	728 g
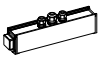	982698.003	Einspeisung Feed	L 330, B 58, H 76	850 g
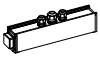	982698.003.1	Einspeisung Feed	L 312, B 58, H 76	850 g
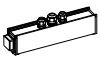	982698.003.2	Einspeisung Feed	L 349, B 58, H 76	850 g
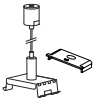	982661.000	Pendelset Pendant kit	, LP 1500	56 g
	982662.000	Pendelset Pendant kit	, LP 1500	240 g
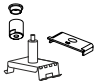	982663.000	Befestigungsset Fixture	L 33, B 54,	63 g
	982664.000	Befestigungsset Fixture	L 33, B 54,	39,1 g
	982665.000	Pendelset Pendant kit	, LP 1500	80 g
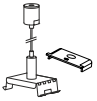	982717.000	Pendelset Pendant kit	, LP 5000	190 g
	982718.000	Pendelset Pendant kit	L 54, B 30, H 14, LP 5000	240 g

	982719.000	Pendelset Pendant kit	L 54, B 30, H 42, LP 5000	270 g
	982580.010	Deckenmontageset Ceiling surface mounting kit	L 70, B 28, H 16	44 g
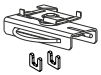	982666.000	Befestigungsset Fixture	L 70, B 54, H 22	25 g
	982699.003	Endkappe End cap	L 16, B 58, H 76	21,5 g
	982700.003	Endkappe End cap	L 23, B 58, H 76	31 g
	982680.000	Verbinder Connector	L 300, B 48, H 9	181 g

RZB - Rudolf Zimmermann, Bamberg GmbH
Rheinstraße 16
96052 Bamberg
☎ 0951/7909-0
Fax: 0951/7909-198
E-mail: info@rzb-leuchten.de