
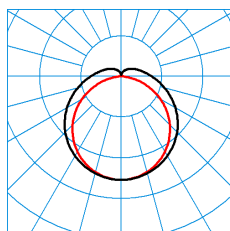
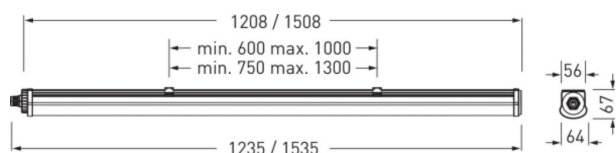


2315 G3 1200 38/26/ML-840 ET PC

LED weather-proof luminaire

TOC: 7756440



Product description

Luminaire type

Surface-mounted luminaire for damp rooms and canopied outdoor areas.

Applications

damp rooms, canopied outdoor areas not exposed to general weather. Suitable for use in HACCP, IFS and/or BRC Global Standard Food certified companies (DIN 10500).

Mounting methods

For ceiling, wall and suspended mounting. Wall mounting can be implemented horizontally or vertically. Theft-proof mounting possible via theft protection, to be ordered separately. Mounting clips and triangular brackets for suspended mounting contained within the scope of supply.

Optical system

With opal PC cover.

LED system

Luminaire luminous flux adjustable in 2 steps. Luminaire luminous flux 3800 lm - 2600 lm, connected load 32,00 W - 22,00 W, Power Faktor $\lambda > 0,95$, luminous efficiency of luminaire 118 lm/W - 118 lm/W. Light colour neutral white, correlated colour temperature (CCT) 4000 K, general colour rendering index (CRI) $R_a > 80$. The light source is replaceable according to the ecodesign requirements (VO (EU) 2019/2020).

Luminaire body

Upper profile section of extruded polycarbonate. PC end caps with UV protection. (RAL 9016). Lower profile section of extruded opal polycarbonate. Dimensions (L x W): 1235 mm x 65 mm, luminaire height 65 mm. Permissible ambient temperature (t_a): -20 °C - +30 °C. Safety class (EN 61140): I, protection rating (DIN EN 60529): IP65, impact resistance level in accordance with IEC 62262: IK08, testing temperature of wire glow test in accordance with IEC 60695-2-11: 650 °C. Weight: 1,3 kg.

Electrical connection

Cable gland with easy-mount bayonet rotary catch for sealing the connection compartment. Luminaire connection is via plug-in terminal.

Electrical version

The luminaire complies with the fundamental requirements of applicable EU regulations and product safety legislation and bears the CE symbol. The luminaire is also ENEC-certified by an independent testing authority.

Product features and key data

Luminaire type	Surface-mounted luminaire for damp rooms and canopied outdoor areas.	
Mounting method	Surface-mounting Suspension	
Luminaire optic	With opal PC cover.	
LED-System	Luminous flux (level 0)	Luminous flux (level F)
Connected load	32 W	22 W
Power factor	0,95	
Colour temperature	4.000 K	4.000 K
Rated luminous flux	3.800 lm	2.600 lm
Luminous efficacy	118 lm/W	118 lm/W
Interchangeability lightsource	Yes - interchangeable	
Colour rendering index	80	
Colour tolerance	5 SDCM	

Product features and key data

Photobiological class	Group 0 - no risk
Luminaire colour	RAL9016 Traffic white
Luminaire body	Upper profile section of extruded polycarbonate. PC end caps with UV protection.
Wire diameter	1,50 mm ²
Connection method	Plug-in terminal
Mains frequency	50/60 Hz
Mains voltage	220 - 240 V
Total harmonic distortion < %	14 %
Ingress Protection (IP) rating	IP65
Protection class	I
Impact resistance (IK)	IK08
Hot wire resistance	650 °C
Ambient temperature	35 °C
Max. Luminaires B10	8
Max. Luminaires B16	14
Max. Luminaires C10	14
Max. Luminaires C16	23
Net length	1.235 mm
Net width	65 mm
Net height	65 mm
Weight	1,3 kg